

Select version:

iOS 18




Search this guide

Table of Contents




Read PDF documents in the Books app on iPhone

You can open and save PDFs in the Books app that you receive in Mail, Messages, or other apps.



Open a PDF you receive in another app in Books

1. Tap the PDF attachment to open it.
2. Tap , then tap Books from the list options.

Share or print a PDF

1. Go to the Books app  on your iPhone.
2. Tap Library, then tap  below the PDF.
3. Tap , then choose a share option such as AirDrop, Mail, or Messages, or tap Print.

Mark up a PDF in Books

1. Go to the Books app  on your iPhone.
2. Open the PDF.
3. Tap the page, then tap  at the top of the screen to use the drawing and annotation tools.

See also

[Listen to audiobooks in the Books app on iPhone](#)

[Write and draw in documents with Markup on iPhone](#)

Helpful?

Yes

No

 Previous[Organize books](#)Next [Use the basic calculator](#)

